BY HER SIDE: Sustainable Empowerment For Rural Girls

Companion Paper

Susan Huang

May 6, 2025

Instructor: Megan Macdonald

Mentor: Sarah Kavanagh

I. Introduction

Short-term educational interventions in rural regions often generate temporary inspiration but fail to produce sustainable developmental impact. This tension is particularly visible in nonprofit initiatives focused on adolescent girls' empowerment, where programs are frequently delivered by short-term volunteers who leave before meaningful pedagogical relationships or institutional capacity can be established. Although these initiatives aim to address structural inequities—such as rigid gender norms, limited access to health education, and restricted opportunities for self-expression—their temporary nature risks reproducing dependency rather than fostering enduring change.

II. Learning Domain: THE PROBLEM

This capstone draws on my teaching and volunteering experience in rural Henan Province with Bright & Beautiful, an organization dedicated to adolescent girls' development through embodied learning. While the program was meaningful, its short duration—often less than one week—limited opportunities for trust-building, scaffolding, and sustained engagement. When volunteer educators departed, no structures remained to support students' continued learning. Such conditions raise critical questions: Can short-term interventions unintentionally create unmet expectations? Who sustains empowerment efforts after external actors leave? How can educational initiatives avoid reproducing what Freire (1970) describes as "cultural invasion," where external solutions are imposed without cultivating local agency?

These concerns align with broader scholarship emphasizing that gender equity initiatives require sustained, community-embedded educational processes (Unterhalter,

2007). When programs fail to build local capacity, structural inequalities remain unchanged despite temporary engagement. Therefore, the core problem addressed in this capstone is:

How can short-term educational interventions for rural girls move beyond inspiration to create sustainable, community-rooted developmental impact?

This problem is both theoretically significant and practically urgent, requiring an approach that integrates feminist pedagogy, community-based learning, and teacher capacity building.

III. Theoretical Framework

This capstone uses an integrated theoretical framework combining critical pedagogy, feminist pedagogy, curriculum theory, and place-based education to address social justice, teacher capacity building, and culturally responsive curriculum design.

Paulo Freire's critical pedagogy provides the foundation for empowerment and critical consciousness. His concept of praxis—the unity of reflection and action—guides the project's goal of helping teachers and students examine gender inequality and take action within their communities (Freire, p. 87). His idea of conscientização supports the curriculum's focus on helping participants recognize gender stereotypes and educational barriers as socially constructed conditions rather than fixed realities (Freire, p. 35). Freire's critique of "cultural invasion" also informs the project's commitment to positioning local teachers as co-creators rather than passive recipients of external knowledge (Freire, p. 138).

bell hooks's feminist pedagogy complements this framework by viewing education as the practice of freedom. Her emphasis on "what is learned," "how we learn," and "why we learn" supports a mentor-based curriculum centered on dialogue, shared authority, and lived experience (hooks, p. 138).

Ralph Tyler's curriculum theory provides a structured design process through objectives, learning experiences, organization, and evaluation. Although often criticized as linear, this project adapts Tyler's model into a flexible and reflective approach suited to rural contexts (Ibeh, 2013).

Finally, David Sobel's place-based education emphasizes sustainability and community ownership. His idea that "We are planting perennials, not annuals" aligns with the project's goal of building long-term local teacher capacity (Sobel, p. 52). Together, these theories guide the development of a community-rooted, mentor-based curriculum and Website.

IV. Solution: Mentor-based Curriculum and One-stop Empowerment Toolkit Website

Whether constrained by funding or staffing, many nonprofit initiatives quietly withdraw after a brief period of engagement. Even when projects yield immediate and visible outcomes, the departure of urban, professionally trained volunteer teams often leaves schools to revert to their original state. This reveals the core dilemma: how can the temporary nature of external interventions be reconciled with the long-term demands of educational transformation? When gender norms are deeply embedded within conservative rural cultures, meaningful deconstruction and reconstruction require sustained, ongoing dialogue. Yet nonprofit organizations, by their very structure, cannot remain indefinitely. The question then becomes: who carries the work forward?

The answer I propose is local school teachers.

If a nonprofit's goal is simply to "run a successful program," teachers may remain peripheral collaborators. But if the goal is to root feminist education within the community

itself, teachers must become central participants—knowledge bearers, inheritors, and even co-creators of the work.

However, rural teachers face significant challenges. Many have not received systematic gender education themselves and may feel unfamiliar with—or even cautious toward—concepts such as feminism and empowerment. Furthermore, conventional teacher training programs often do not prepare educators for feminist pedagogical approaches that emphasize critical dialogue, experiential learning, and embodied practice. Even when teachers are well-intentioned, they frequently lack the necessary tools: clear guidelines, localized case studies, strategies for addressing parental skepticism, and practical wisdom for navigating change within conservative contexts.

This capstone product seeks to respond to that gap by developing an empowerment-oriented curriculum guide and toolkit website for teachers in remote areas. Its purpose is not to replace teachers in “teaching girls,” but to equip educators with transferable, adaptable, and locally grounded pedagogical tools and conceptual frameworks that enable sustainable, community-rooted change.

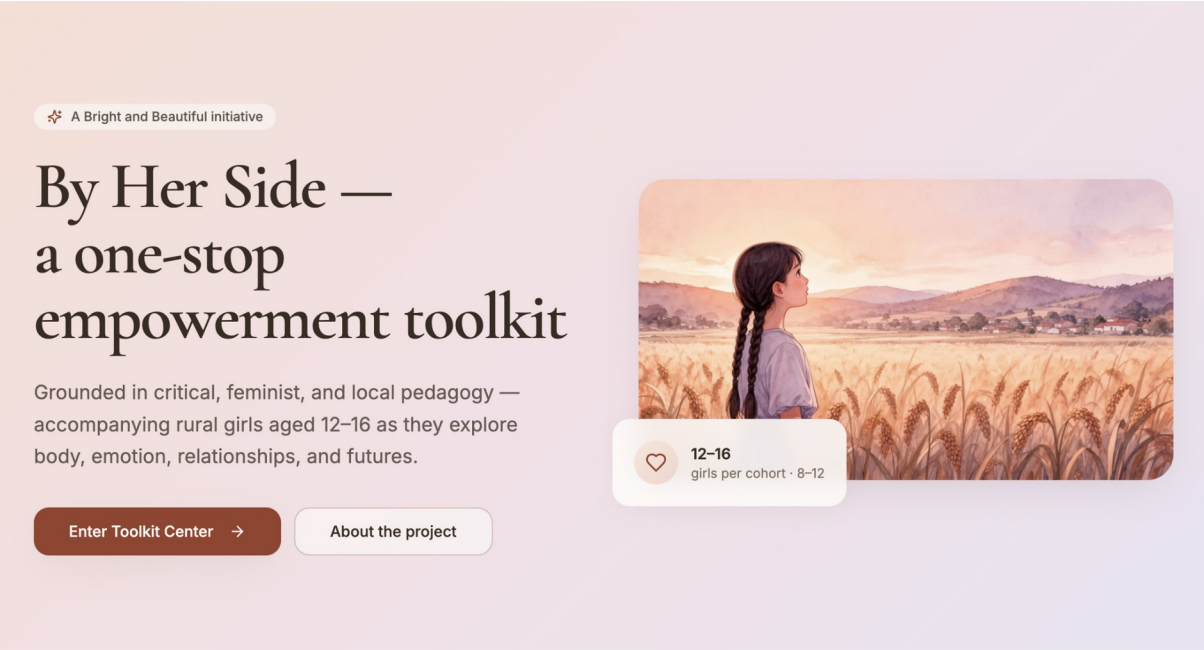

The core mission of this website is to serve as a community-driven educational empowerment hub that supports local mentors, rural girls, and community members through accessible, reusable, and locally adaptable teaching and developmental resources. By reducing geographical and temporal barriers, the platform enables continuous knowledge sharing, interaction, and resource accumulation beyond the limits of short-term interventions.

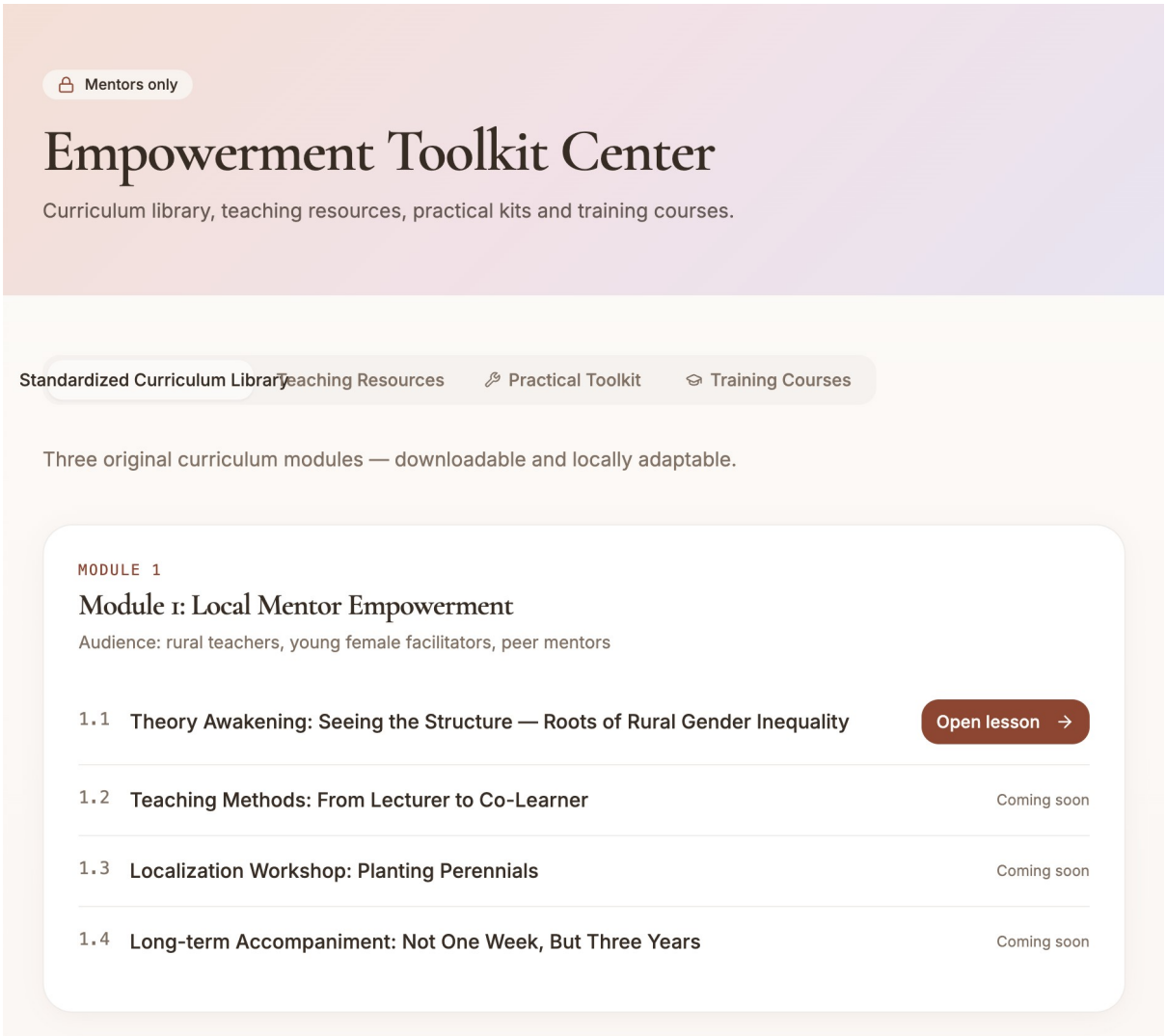

First, I would like to introduce the first feature I designed: the **Empowerment Toolkit Center**, which functions as a course and resource hub for mentors and local

educators. This feature is designed to provide access to adaptable teaching materials, including mentor-led curriculum modules, lesson plans, instructional videos, and activity guides. The platform supports localized templates that mentors can download, modify, and implement according to the specific needs and cultural contexts of their communities. This section also includes three lesson plans I developed for teachers, students, and community members. In the future, I hope local teachers will be able to use these resources—including picture books on gender education, illustrated guides to body awareness, and emotion-guidance cards—as reusable pedagogical tools that can be studied, adapted, and applied in their own classrooms over time.

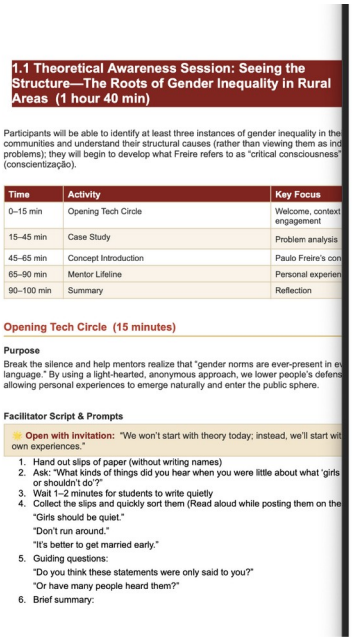

1.1 Theoretical Awareness Session: Seeing the Structure—The Roots of Gender Inequality in Rural Areas (1 hour 40 min)

Participants will be able to identify at least three instances of gender inequality in the communities and understand their structural causes (rather than viewing them as ind problems); they will begin to develop what Freire refers to as "critical consciousness" (conscientização).

Time	Activity	Key Focus
0–15 min	Opening Tech Circle	Welcome, context engagement
15–45 min	Case Study	Problem analysis
45–65 min	Concept Introduction	Paulo Freire's con
65–90 min	Mentor Lifeline	Personal experien
90–100 min	Summary	Reflection

Opening Tech Circle (15 minutes)

Purpose

Break the silence and help mentors realize that "gender norms are ever-present in ev language." By using a light-hearted, anonymous approach, we lower people's defens allowing personal experiences to emerge naturally and enter the public sphere.

Facilitator Script & Prompts

🌟 **Open with invitation:** "We won't start with theory today; instead, we'll start wit own experiences."

1. Hand out slips of paper (without writing names)
2. Ask: "What kinds of things did you hear when you were little about what 'girls or shouldn't do'?"
3. Wait 1–2 minutes for students to write quietly
4. Collect the slips and quickly sort them (Read aloud while posting them on the
   "Girls should be quiet."
   "Don't run around."
   "It's better to get married early."
5. Guiding questions:
   "Do you think these statements were only said to you?"
   "Or have many people heard them?"
6. Brief summary:

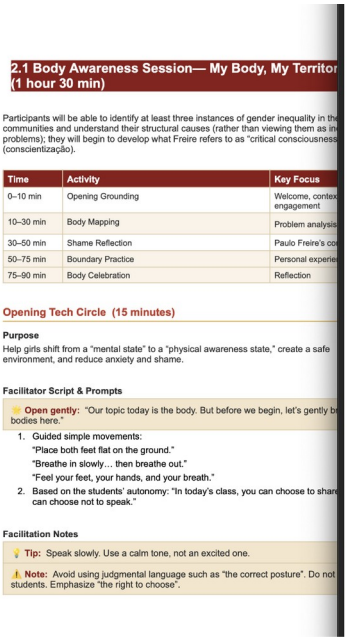

2.1 Body Awareness Session— My Body, My Territor (1 hour 30 min)

Participants will be able to identify at least three instances of gender inequality in the communities and understand their structural causes (rather than viewing them as in problems); they will begin to develop what Freire refers to as "critical consciousness (conscientização).

Time	Activity	Key Focus
0–10 min	Opening Grounding	Welcome, contex engagement
10–30 min	Body Mapping	Problem analysis
30–50 min	Shame Reflection	Paulo Freire's co
50–75 min	Boundary Practice	Personal experie
75–90 min	Body Celebration	Reflection

Opening Tech Circle (15 minutes)

Purpose

Help girls shift from a "mental state" to a "physical awareness state," create a safe environment, and reduce anxiety and shame.

Facilitator Script & Prompts

🌟 **Open gently:** "Our topic today is the body. But before we begin, let's gently b bodies here."

1. Guided simple movements:
   "Place both feet flat on the ground."
   "Breathe in slowly… then breathe out."
   "Feel your feet, your hands, and your breath."
2. Based on the students' autonomy: "In today's class, you can choose to share can choose not to speak."

Facilitation Notes

💡 **Tip:** Speak slowly. Use a calm tone, not an excited one.

⚠️ **Note:** Avoid using judgmental language such as "the correct posture". Do not students. Emphasize "the right to choose".



3.1 Building Trust at Home: Not Reporting Problems, But Thinking Together (1 hour)

By the end of this session, parents and caregivers will begin to understand that emotional changes during adolescence are not simply acts of "deliberate rebellion," but part of a complex developmental process that often involves confusion, vulnerability, and a need for emotional support.

Time	Activity	Key Focus
0–10 min	Opening Family Circle	Reduce defensiveness and build emotional connection
10–35 min	Scenario Roleplay	Identifying problems through role-playing
35–50 min	Communication Tools	Provide "communication tools" to lower the barrier to change
50–60 min	Commitment Wall	Transforming understanding into action

Opening Family Circle (10 minutes)

Purpose

Reduce parents' defensiveness, helping them shift from being "those being educated" back to "children of the past," and establish an emotional connection.

Facilitator Script & Prompts

🌟 **Open with invitation:** "This class isn't about one person teaching another how to be a parent." "We're just going to think together about what people really need during adolescence."

1. Guiding question: "If you'd like, feel free to share: What was the hardest thing you went through during your teenage years?"
2. The teacher will first share a minor but real-life example (e.g., feeling misunderstood, being misinterpreted, or being unable to express oneself).
3. Respond to each post with just: "Thank you for sharing." OR "It turns out that many people feel this way."

Facilitation Notes

💡 **Tip:** Instuctors should always start by sharing their own experiences. Use a conversational tone rather than a lecturing tone.

⚠️ **Note:** We do not analyze parents' experiences. We do not judge who is right or wrong. We do not force anyone to speak.

The curriculum is intentionally designed for three distinct groups in order to support change at multiple levels. For teachers, the curriculum aims to expand their role beyond the transmission of knowledge, positioning them instead as facilitators of dialogue, reflective practitioners, and long-term mentors. For students, it shifts learning from passive reception toward active self-exploration, critical reflection, and community engagement. For community members, the curriculum seeks to build a locally sustained support system that

does not depend solely on external intervention, but instead fosters collective responsibility, local ownership, and long-term community-based empowerment.

Rationale on Designing Lesson Plans

Lesson 1.1 (see Appendix A)

This lesson plan translates critical pedagogy into a practical, context-responsive learning experience for local mentors. Instead of beginning with abstract theory, it starts from participants' lived experiences and everyday language, helping them recognize how gender norms appear in familiar community practices. Guided by Freire's concept of critical consciousness, the lesson moves mentors from personal observation to structural analysis, encouraging them to understand issues such as dropout, early marriage, and body shame as shaped by cultural norms, educational opportunities, and social expectations.

The lesson follows a scaffolded structure: anonymous reflection, group case analysis, accessible theory introduction, and personal reflection through the "Mentor Life Line" activity. This sequence supports both cognitive and emotional engagement while reducing defensiveness. Overall, the design helps mentors understand gender inequality as a structural issue and positions them as reflective practitioners and potential agents of community change.

Lesson 2.1 (see Appendix B)

This lesson plan supports rural girls in developing body awareness, personal boundaries, and a positive relationship with their bodies. Rather than presenting body education as biological instruction, it frames the body as connected to autonomy, emotion,

and social meaning. The opening grounding activity creates a safe learning environment and emphasizes students' right to choose whether to participate verbally.

The lesson follows a scaffolded sequence from awareness to reflection, expression, and affirmation. Body mapping helps students identify personal boundaries, while shame reflection encourages them to recognize how negative body feelings may be shaped by external voices. Boundary practice allows students to rehearse ways of expressing discomfort, and the final body celebration activity shifts attention from judgment to appreciation. Overall, the lesson promotes agency, safety, and embodied self-understanding.

Lesson 3.1 (see Appendix C)

This lesson plan is designed to help parents and caregivers develop more empathetic communication with adolescent girls. Instead of positioning parents as needing correction, the session begins with a family circle that invites them to reflect on their own adolescent experiences, reducing defensiveness and building emotional connection. The scenario roleplay then allows parents to compare punitive responses with supportive questions, showing how communication style can shape conflict and trust. The communication tools section provides simple, ready-to-use phrases that make change more accessible, while the commitment wall turns reflection into one small practical action. Overall, the lesson emphasizes gradual, realistic change through empathy, dialogue, and family trust-building.

The second feature is the **Mentor Research Community**, which is designed to support the long-term development of teachers' professional capacities. This feature provides a digital space where local mentors from different villages can exchange teaching

experiences, reflect on pedagogical challenges, and engage with the reflective principles of critical pedagogy. Through regular virtual collaborative lesson-planning sessions, case discussions, and expert-led lectures, the platform aims to function as an online professional learning community that promotes sustained teacher growth, peer support, and context-responsive educational practice.

The two features described above are primarily designed to support local teachers. The following features, by contrast, are intended to address students' needs more directly. The third feature is the **Mentor–Student Community**, a private communication space that provides class- or village-based discussion forums for one-on-one and small-group interactions between mentors and students. This feature is designed to protect students' privacy while reducing the social pressure often associated with public social media platforms. Within this space, students can raise questions related to physical health, emotional well-being, and academic development. Professional mentors can provide timely responses, while remote experts may offer additional support when more specialized guidance is needed.

The final feature is **Community Resource Collaboration**, which is designed to strengthen local networks and support long-term sustainability. This interface provides a map of community-based resources by integrating local stakeholders such as rural schools, women's federations, nonprofit organizations, and returning youth. Through this feature, mentors can identify and mobilize available community resources more effectively. In addition, the platform serves as a space for documenting and presenting project outcomes, including case studies of community transformation. In doing so, it helps consolidate the project's long-term impact and reinforces community ownership of educational empowerment initiatives.

The website design presents a progressive and closed-loop model for sustainable educational empowerment. Rather than relying on short-term volunteers, the project centers local mentors as long-term relational actors, while the digital toolkit provides continuous support to sustain project outcomes. This approach shifts empowerment from externally driven intervention to locally led capacity building, reducing dependency and avoiding unmet expectations. Through mentor-led courses, the project promotes individual awareness and growth; through the toolkit website, it consolidates resources and supports community-based implementation. Ultimately, the design aims to facilitate a transition from external support to community-driven, endogenous development.

V. Conclusion

In conclusion, this capstone responds to the limitations of short-term educational interventions by proposing a community-rooted model of sustainable empowerment for rural girls. Rather than positioning external volunteers as the primary agents of change, the project centers local teachers as long-term mentors, curriculum adaptors, and co-creators of educational transformation. Through the mentor-based curriculum and one-stop empowerment toolkit website, the project seeks to extend empowerment beyond temporary inspiration and transform it into an ongoing process of reflection, dialogue, and locally sustained action.

Grounded in critical pedagogy, feminist pedagogy, and place-based education, this capstone emphasizes the importance of dialogue, praxis, and critical consciousness in challenging gender inequality and expanding educational possibilities. The goal is not to impose a fixed model of empowerment from the outside, but to provide adaptable tools that enable teachers, students, and community members to “name the world” together and develop

their own responses to local challenges. In this sense, the curriculum guide and digital platform function not as top-down directives, but as supportive infrastructures for community agency, pedagogical autonomy, and long-term capacity building.

Ultimately, **By Her Side** aims to shift rural girls' empowerment from external intervention to endogenous growth. By strengthening local mentors, supporting students' self-exploration, and connecting community resources, the project seeks to build a sustainable educational ecosystem in which empowerment can continue after external programs conclude. This capstone therefore argues that meaningful educational change requires not only inspiring individual girls, but also cultivating the local relationships, pedagogical practices, and community structures that allow such change to endure.

References

Freire, P. (2000). Pedagogy of the oppressed (30th anniversary ed.). Bloomsbury Academic.

Gudmundsdottir, S., & Shulman, L. (1987). Pedagogical Content Knowledge in Social Studies. Scandinavian Journal of Educational Research, 31(2), 59–70. https://doi.org/10.1080/0031383870310201

Hooks, B. (1994). *Teaching to transgress: Education as the practice of freedom* (1st ed.). Routledge. https://doi.org/10.4324/9780203700280

Ibeh, A. I. (2022). Curriculum theory by Ralph Tyler and its implication for 21st century learning. Unizik Journal of Educational Research and Policy Studies, 4(2), 52–61. https://www.unijerps.org/index.php/unijerps/article/view/329/296

Sobel, D. (2004). Place-based education: Connecting classrooms and communities. Orion Society.

Unterhalter, E. (2007). Gender, schooling and global social justice. Routledge.

Zerbe Enns, C., Díaz, L. C., & Bryant-Davis, T. (2021). Transnational Feminist Theory and Practice: An Introduction. Women & Therapy, 44(1–2), 11–26. https://doi.org/10.1080/02703149.2020.1774997

Appendix A

Lesson Plan 1.1 link: https://drive.google.com/file/d/1VXa-2aJcIxb_lVIEzvCA0-YyYhrS7HAe/view?usp=sharing

Appendix B

Lesson Plan 2.1 link:

https://drive.google.com/file/d/1ndxt5kRYKCkraELU9U5yEeK5itdxY2Vh/view?usp=sharing

Appendix C

Lesson Plan 3.1 link:

https://drive.google.com/file/d/1sErTgiu5adHrwGFgF7RloOULEuJe4lcl/view?usp=sharing

Curriclum Module:

https://docs.google.com/document/d/1RMimijx9P-Smb_6WzctW7R31UGKU4CmYKwpPoqUphBY/edit?usp=sharing

Website Prototype:

https://by-her-side-toolkit.lovable.app/